



HEATING AND COOLING SOLUTIONS

DUCTED SYSTEMS





THE BEST AIR ANYWHERE

At Daikin, we're not just in the business of air conditioners. We're in the business of human comfort. Our passion for designing and engineering smart technologies ensures your comfort levels are maximised.

Daikin's recognised as an expert in air conditioning. As specialists, air conditioning is all we do. In fact, we're the only company in the world to make both air conditioners and refrigerants which enables us to deliver air conditioning solutions that are world leading in performance, quality and reliability.

CONTENTS

| | |
|-----------------------------|----|
| DAIKIN DUCTED AIR | 4 |
| DAIKIN TECHNOLOGY | 6 |
| CONTROLLERS AND APPS | 8 |
| PREMIUM INVERTER DUCTED | 10 |
| STANDARD INVERTER DUCTED | 11 |
| FBQ SLIM-LINE DUCTED | 12 |
| FDXS BULKHEAD SYSTEM | 13 |
| WHY CHOOSE A DAIKIN DEALER? | 14 |
| PRODUCT SPECIFICATIONS | 16 |
| FEATURES AND BENEFITS | 21 |

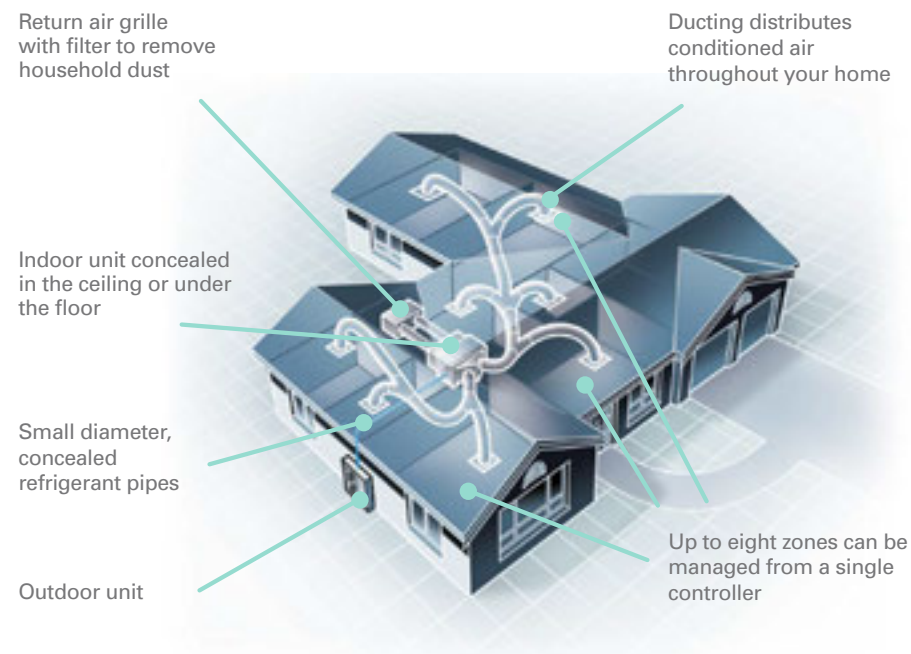
DAIKIN DUCTED AIR

WHOLE HOUSE COMFORT

A Daikin ducted system provides discreet air conditioned comfort throughout your entire home. It can be installed in a new home or tailored to suit an existing one, and once installed, only the controller, the return air and discharge grilles are visible inside your home.

A Daikin ducted air conditioner consists of an indoor and outdoor unit and flexible ducting. The indoor unit is concealed out of sight in your ceiling or under the floor, with flexible ducting distributing conditioned air through vents located throughout your home. An outdoor unit is positioned in a discreet location outside your home.

DAIKIN DUCTED AIR CONDITIONING AT A GLANCE



TRUSTED NAME

DAIKIN DUCTED MORE FOR YOUR MONEY

FLEXIBLE ZONING OPTIONS FOR YOUR HOME

Daikin ducted air conditioning gives you the flexibility to heat or cool every room in your home. Your home can be 'zoned' to maximise energy efficiency and comfort. For example, you may want the bedrooms in zone one, the living areas in zone two and so on. The position of discharge grilles can also be tailored to suit the shape of each room, for optimum air circulation.

LOCAL AFTER SALES SERVICE AND SUPPORT

Daikin has an established Service Department including an in-house call centre, spare parts division and support centre for all technical enquiries.

DAIKIN EXCEEDS MEPS ENERGY EFFICIENCY REQUIREMENTS

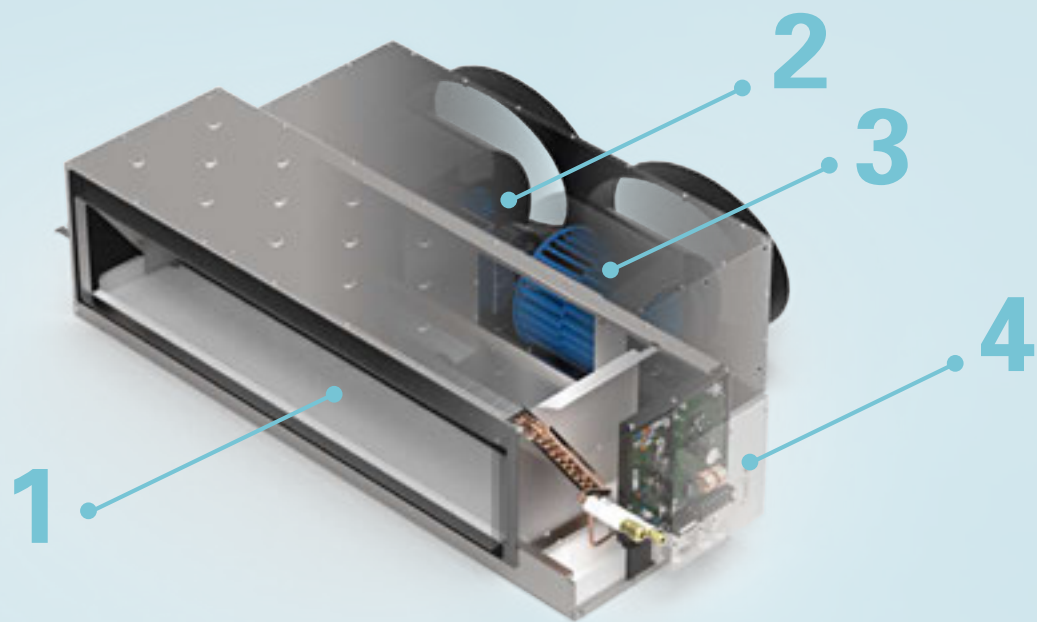
In the interests of increasing the overall air conditioning efficiency, all ducted air conditioners with a cooling capacity of up to 65kW sold in Australia or New Zealand must now comply with the Minimum Energy Performance Standards (MEPS), as set out in Australian and New Zealand Standard 3823.2:2013.

All Daikin air conditioners exceed MEPS requirements, in line with Daikin's commitment to providing energy efficient, quiet, simple to use and reliable air conditioning solutions.



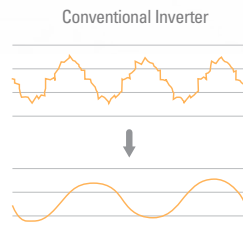
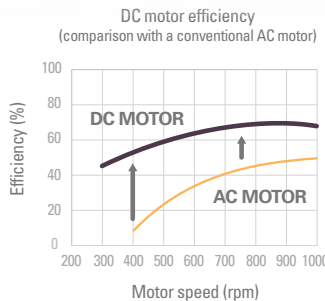

DAIKIN TECHNOLOGY

INDOOR UNIT



For over 90 years, Daikin has invested heavily in Research and Development to deliver more effective climate control for you and your family. Daikin technologies help make Daikin air conditioners energy efficient, powerful, reliable and easy to use.

OUTDOOR UNIT



1. INDOOR HEAT EXCHANGER

Our new indoor heat exchangers have been designed to deliver maximum capacity output in a compact casing size. Through the use of cutting edge technologies, our indoor heat exchangers utilise Ø5mm copper pipes to ensure heat is removed from your home efficiently.

2. DC FAN MOTOR

Daikin indoor units are equipped with a variable speed high efficiency DC fan motor. By utilising high power permanent magnets instead of the induced magnetism of conventional AC motors, Daikin's DC motor can deliver significantly higher motor efficiency.

3. SIROCCO FAN

Daikin's ducted units are fitted with light weight single injection moulded Sirocco Fans. These fans feature an aerodynamic fan blade design which reduces turbulence for a more efficient and quieter airflow delivery.

4. PMV CONTROL

In automatic mode, Predicted Mean Vote control measures indoor and outdoor temperatures to calculate the ideal room temperature. As conditions change throughout the day, PMV Control gently adjusts your room temperature, maintaining an optimum balance between efficiency and comfort.

5. INVERTER COMPRESSOR

Daikin's swing and scroll DC sine wave inverter compressors are quieter and more efficient than conventional compressors, thanks to their high pressure dome construction and the usage of high pressure lubrication oil.

6. RELUCTANCE DC MOTOR

Daikin's Reluctance DC motor utilises the magnetic torque of neodymium magnets in conjunction with reluctance torque, resulting in more energy efficient operation. These neodymium magnets are 10 times stronger than conventional ferrite magnets.

7. SAW EDGE FAN BLADE

The addition of a saw tooth edge at the rear of the blade smooths air flow over the blade surface, reducing turbulence which in turn results in a quieter, more efficient means of delivering comfort to your home.

8. CROSS-PASS HEAT EXCHANGER

Daikin's Cross-Pass Heat Exchanger crosses refrigerant flows from two directions, reducing temperature hot-spots for more efficient operation and enhanced performance compared to single pass heat exchangers.



CONTROL YOUR DAIKIN

SMART DEVICE CONNECTIVITY

Through the use of the SkyFi adapter, our ducted system can be conveniently controlled and monitored from either within or outside of the home. The SkyFi app developed for both iOS (Apple) and Android platforms, allows you to control your ducted system via your smartphone or tablet device.

1 DIRECT CONNECTION

For locations without a Wi-Fi network, the app can wirelessly connect directly to a SkyFi equipped air conditioner, when in range.

2 WI-FI CONNECTION**

A SkyFi equipped air conditioner can easily be joined to a local Wi-Fi network. Once connected, the system can be controlled from any networked Android or iOS device.

3 INTERNET CONNECTION^

Monitor and control your system from virtually anywhere, with no subscription costs from Daikin. All you need is a permanent internet connection for your Wi-Fi network, and an internet connection for your phone or tablet.

Notes:
* Interface and installation charges may apply – refer Daikin dealer
** Requires Wi-Fi network
^ Requires Wi-Fi network and internet connection
Local network access charges may apply

NAV EASE CONTROLLER

(Included with Premium Inverter Ducted and Standard Inverter Ducted models)



SkyFi

Smartphone Interface optional

FEATURES

1. Clear, backlit display with easy-to-read text.
2. Weekly schedule timer, to program on and off times.
3. Home Leave function can turn your air conditioner on automatically when room temperatures drop below 10°C.
4. Quick Cool / Heat mode, which temporarily increases air conditioning power to more rapidly reach your desired operating temperature, before automatically returning to normal operation.
5. Set Temperature Mode Changeover, automatically switches from a cooling to heating cycle, or a heating to cooling cycle at pre-set points.
6. Temperature Limit, to predefine a temperature range for cooling or heating cycles, helping you reduce your energy consumption.

NAV EASE MODEL NO: BRC1E62

SKYFI ADAPTOR MODEL NO: BRP15A61

ZONE CONTROLLER

(Optional upgrade for Premium Inverter Ducted and Standard Inverter Ducted models)



SkyFi

Smartphone Interface optional

FEATURES

1. Backlit display with easy-to-read text.
2. Flexible installation for location anywhere in your home.
3. Three different timer and time clock operations for precise, programmable control for your home.
4. Countdown On-Off timer, programmable in 1 hour increments for up to 12 hours.
5. A simple 7-day Time Clock, to program the controller to turn the system on or off at set times any day of the week. Two different on and off programs can be set for each day of the week.
6. An advanced 7-day Time Clock extends the functionality of the Simple 7-day Time Clock with advanced features such as Zone Control and Temperature Sensor Selection, for the ultimate in-home comfort.

ZONE CONTROLLER MODEL NO:

| | |
|----------|---|
| BRC230Z4 | Up to four zones (230-240v) |
| BRC230Z8 | Up to eight zones (230-240v) |
| BRC24Z4 | Up to four zones (24v) |
| BRC24Z8 | Up to eight zones (24v) |
| BRC5ZC | Second slave controller for double storey homes |

OTHER CONTROLLER MODEL NO:

| | |
|---------|---------------------------------------|
| BRC2A51 | Simple L.C.D. wired remote controller |
| BRC4C62 | Infra-red wireless remote control kit |

Notes:
* FDYQ, FDYQN and FBQ models only. FDXS models come standard with wireless remote controller ARC433A103
* Zone Controller cannot be used in conjunction with any other controller besides the Daikin Sub Zone Controller option
For a full list of features of the controllers listed here, please speak to your dealer

PREMIUM INVERTER DUCTED

Engineered to deliver superior energy performance, design flexibility and R22 retrofit capability. The new Premium Inverter range is perfect for your home or commercial application.



14 **SINGLE +**
MODELS **THREE**
PHASE OPTIONS

STANDARD INVERTER DUCTED

Engineered to deliver a compact and efficient design, the new Standard Inverter series is ideal for installation into the tight roof space of any modern home.



8 **SINGLE +**
MODELS **THREE**
PHASE OPTIONS

SUPERIOR ENERGY PERFORMANCE

Daikin's new Premium Inverter Series takes energy efficiency to the next level. Engineered with features such as a redesigned Cross-Path Heat Exchanger on the outdoor unit, DC Fan motor on the indoor unit and improved refrigerant control technology. The new Premium Inverter range showcases industry leading energy performance.

DESIGN FLEXIBILITY

Our Premium Inverter systems allow a maximum piping length of up to 150m* and are pre-charged to 30m^[^]. These units are also equipped with a DC Fan motor on the indoor unit with up to 15 different fan speed settings that can be enabled through a field code from your BRC1E62 controller. These features and others are designed to enable flexibility in applying these products into various domestic and commercial applications.

R22 RETROFIT CAPABILITY

The new Premium Inverter range can be retrofitted^ onto an existing R22 system by simply replacing both the indoor and outdoor units whilst retaining the field piping intact*. This allows for a convenient and cost effective means of upgrading an existing system that may be at the end of its useful operating life.



The SkyFi Smartphone Interface is an optional accessory that allows you to control your Daikin Ducted System from anywhere anytime.

IMPROVED ENERGY EFFICIENCY

The improved energy efficiencies of the Standard Inverter series have been achieved through the use of a DC Fan motor on the indoor unit and a Cross Path Heat Exchanger on the outdoor unit. Pipe sizes on the outdoor heat exchanger coil have been reduced and the number of passes increased in order to improve the capacity output and efficiency of the system.

COMPACT SIZE

With a small compromise in energy efficiency, the 140 and 160 Class is now housed in a compact casing for easier installation in tight roof spaces. Further, the 100 and 180-250 Class outdoor unit has been re-engineered to deliver a compact condenser which makes placement of the unit much more flexible.

FAN SETTINGS

The DC Fan motor on the indoor unit is designed to enable up to 15 different fan speed settings selectable through a field code on the BRC1E62 controller to match the airflow to your ductwork configuration.




The SkyFi Smartphone Interface is an optional accessory that allows you to control your Daikin Ducted System from anywhere anytime.

* Applies to model - RZYQ10PUY1

^ Applies to models - RZQS50AV1 to RZQS200AY1

+ Strict guidelines apply, please speak to your installer for further information

FBQ SLIMLINE DUCTED



COMPACT DESIGN

The new and improved FBQ series has been designed to meet the construction challenges of modern commercial and medium density apartment development.

SUPERIOR DESIGN

With an industry leading compact size (245mm height), DC Fan on the indoor unit with an ESP of 150Pa and a built-in condensate pump with a lift of up to 850mm, the new and improved FBQ unit is ideal for applications with tight ceiling spaces. The 75m (100 Class) pipe run also enables greater flexibility in the placement of the outdoor unit.

AUTOMATIC AIRFLOW ADJUSTMENT

Commissioning has never been easier. Automatic Airflow Adjustment feature allows the fan speed to adjust automatically to suit your duct design during commissioning, simplifying the process and saving time.

DESIGN FLEXIBILITY

The new and improved FBQ series also allows for the option of either rear suction or bottom suction configuration giving you greater installation flexibility and easier access for maintenance.

5 MODELS
SINGLE + THREE PHASE OPTIONS



CAPACITY RANGE
5.0kW
-TO-
10.0kW

CAPACITY RANGE
2.4kW
-TO-
6.0kW

FDXS BULKHEAD SYSTEM



EFFICIENT & DISCREET

The FDXS Bulkhead range is the ideal choice for air conditioning areas where a discreet installation is preferred.

The indoor unit fits flush into the ceiling with only the suction air and discharge grilles visible inside your home and leaving maximum floor and wall space for furniture, decoration and fittings.

COMPACT AND LIGHTWEIGHT

The compact form factor and light weight of the FDXS Series makes it suitable for a variety of applications with limited installation space while also being easy to handle during installation.

QUIET OPERATION

The FDXS Series is truly discrete with whisper quiet operations (35dBA on the FDXS 25 Class) to ensure limited impact to internal room acoustics.

4 MODELS
SINGLE PHASE

WHY CHOOSE A DAIKIN SPECIALIST DEALER?

Like us, our Dealers are specialists. They know the ups and downs, ins and outs of air conditioning. So their expertise ensures you get the right advice for your needs.

Daikin Specialist Dealers provide custom designed solutions for your home through an in-home quotation. Dealers will not only supply and install the best possible air conditioning solution but will also provide ongoing maintenance to ensure peak efficient performance over the life of the system.

To take the stress out of air conditioning your home, speak to a Daikin Specialist Dealer. With over 450 Specialist Dealers across Australia, our specialists are ready to help you fit the right air conditioning solution for your home.



SPECIFICATIONS

PRODUCT SPECIFICATION

Premium Inverter - Single Phase



| INDOOR UNIT | | FDYQ50DV1 | FDYQ60DV1 | FDYQ71LAV1 | FDYQ100LAV1 | FDYQ125LAV1 | FDYQ140LBV1 | FDYQ160LAV1 |
|-------------------------------|--------------------|--------------------------------|-----------|---------------|---------------------------------|-------------|--------------|-------------|
| OUTDOOR UNIT | | RZQS50AV1 | RZQS60AV1 | RZQS71AV1 | RZQS100AV1 | RZQS125AV1 | RZQS140AV1 | RZQS160AV1 |
| Rated Capacity | Cool (kW) | 5.1 | 6.0 | 7.1 | 10.0 | 12.5 | 14.0 | 16.0 |
| | Heat (kW) | 6.0 | 7.0 | 7.5 | 12.5 | 15.0 | 16.5 | 18.0 |
| Capacity Range | Cool (kW) | 3.2-5.6 | 3.2-6.0 | 3.2-8.0 | 5.0-11.2 | 5.7-14.0 | 6.2-15.5 | 7.3-16.3 |
| | Heat (kW) | 3.5-7.0 | 3.5-8.0 | 3.5-9.0 | 5.1-12.8 | 6.0-16.2 | 6.2-18.0 | 7.3-18.2 |
| Power Input (Rated) | Cool (kW) | 1.5 | 1.71 | 2.05 | 2.62 | 3.68 | 4.13 | 4.92 |
| | Heat (kW) | 1.62 | 2.09 | 1.89 | 3.02 | 3.79 | 4.29 | 4.72 |
| E.E.R./C.O.P. | Cool/Heat | 3.40/3.70 | 3.51/3.35 | 3.46/3.96 | 3.82/4.14 | 3.40/3.96 | 3.39/3.85 | 3.25/3.81 |
| Airflow Rate (Rated) | l/s | 370 | 400 | 566 | 814 | 840 | 1000 | 1120 |
| Indoor Sound Level (H) @ 1.5m | dBA | 44.4 | 45.2 | 40.5 | 43 | 45 | 46 | 48 |
| Piping Length | (m) | 50 | | | 75 | | | |
| Indoor Fan Speeds | | H/M/L | | | | | | |
| Dimensions (HxWxD) | Indoor (mm) | 300x1015x851 | | 360x1188x869 | 360x1498x899 | | 430x1498x943 | |
| | Outdoor (mm) | 770x900x320 | | 990x940x320 | 1430x940x320 | | | |
| Weight | Indoor (kg)^ | 35 | 35 | 47 | 57 | 61 | 64 | 64 |
| | Outdoor (kg) | 64 | 64 | 75 | 108 | 108 | 108 | 108 |
| Power Supply | V/Hz | 1 Phase, 220-240V, 50Hz | | | | | | |
| Compressor Type | | Hermetically Sealed Swing Type | | | Hermetically Sealed Scroll Type | | | |
| Refrigerant | | R410A | | | | | | |
| Pipe Sizes | Liquid (mm) | 6.4 (Flared) | | 9.5 (Flared) | | | | |
| | Gas (mm) | 12.7 (Flared) | | 15.9 (Flared) | | | | |
| | Drain (mm) | ID 25 / OD 32 | | | | | | |
| Supply Air Opening | mm (HxW, Flange) | 202x762 | | 243x751 | 243x1152 | | 315x1152 | |
| Return Air Opening | mm (Oval) | 1x400 (Oval) | | | 2x400 (Oval) | | | |
| Outdoor Operating Range | Cool (°CDB) | -5 to 46 | | | | | | |
| | Heat (°CWB) | -15 to 16 | | | | | | |
| EPA Sound Power Level | dBA | 66 | 66 | 69 | 69 | - | - | - |
| Outdoor Sound Level (H) @ 1m | Pressure dBA (C/H) | 48/50 | | 50/52 | 53/55 | 54/56 | | 57/59 |

Notes:
i. The Rated Capacity, Power Input and Running Current are measured in accordance with AS/NZS 3823.1.2
Cooling: Indoor temp: 27°CDB/19°CWB, Outdoor temp: 35°CDB/24°CWB
Heating: Indoor temp: 20°CDB/15°CWB, Outdoor temp: 7°CDB/6°CWB
ii. Indoor and outdoor sound levels are determined in an anechoic chamber and may differ once the unit is installed due to ambient conditions

PRODUCT SPECIFICATION

Premium Inverter - Three Phase



| INDOOR UNIT | | FDYQ100LAV1 | FDYQ125LAV1 | FDYQ140LBV1 | FDYQ160LAV1 | FDYQ180LBV1 | FDYQ200LBV1 | FDYQ250LAV1 |
|-------------------------------|--------------------|---------------------------------|-------------|--------------|-------------|------------------------------|-------------------|---------------|
| OUTDOOR UNIT | | RZQS100AY1 | RZQS125AY1 | RZQS140AY1 | RZQS160AY1 | RZQS180AY1 | RZQS200AY1 | RZYQ10PUY1 |
| Rated Capacity | Cool (kW) | 10.0 | 12.5 | 14.0 | 16.0 | 18.0 | 20.0 | 24.0 |
| | Heat (kW) | 12.5 | 15.0 | 16.5 | 18.0 | 20.0 | 22.4 | 26.8 |
| Capacity Range | Cool (kW) | 5.0-11.2 | 5.7-14.0 | 6.2-15.5 | 7.3-16.3 | 10.8-20.0 | 12.0-22.4 | 15.0-28.0 |
| | Heat (kW) | 5.1-12.8 | 6.0-16.2 | 6.2-18.0 | 7.3-18.2 | 12.0-22.4 | 13.4-25.0 | 16.8-31.5 |
| Power Input (Rated) | Cool (kW) | 2.62 | 3.68 | 4.13 | 4.92 | 5.64 | 6.08 | 7.47 |
| | Heat (kW) | 3.02 | 3.79 | 4.29 | 4.72 | 5.84 | 6.17 | 8.14 |
| E.E.R./C.O.P. | Cool/Heat | 3.82/4.14 | 3.40/3.96 | 3.39/3.85 | 3.25/3.81 | 3.19/3.42 | 3.29/3.63 | 3.21/3.29 |
| Airflow Rate (Rated) | l/s | 814 | 840 | 1000 | 1120 | 1180 | 1200 | 1400 |
| Indoor Sound Level (H) @ 1.5m | dBA | 43 | 45 | 46 | 48 | 45.5 | 44 | 49.5 |
| Piping Length | (m) | 75 | | | | 100 | | 150 |
| Indoor Fan Speeds | | H/M/L | | | | | | |
| Dimensions (HxWxD) | Indoor (mm) | 360x1498x899 | | 430x1498x943 | | 500x1230x970 | 500x1430x970 | 500x1430x910 |
| | Outdoor (mm) | 1430x940x320 | | | | 1680x930x765 | | 1680x1240x765 |
| Weight | Indoor (kg)^ | 57 | 61 | 64 | 64 | 78 | 86 | 92 |
| | Outdoor (kg) | 108 | 108 | 108 | 108 | 192 | | 285 |
| Power Supply | V/Hz | 3 Phase, 380-415V, 50Hz | | | | | | |
| Compressor Type | | Hermetically Sealed Scroll Type | | | | | | |
| Refrigerant | | R410A | | | | | | |
| Pipe Sizes | Liquid (mm) | 9.5 (Flared) | | | | 9.5 (Brazed) | | |
| | Gas (mm) | 15.9 (Flared) | | | | 19.1 (Brazed) | | 22.2 (Brazed) |
| | Drain (mm) | ID 25 / OD 32 | | | | BSP 3/4 inch Internal Thread | | |
| Supply Air Opening | mm (HxW, Flange) | 243x1152 | | 315x1152 | | 376x827 | | 376x938 |
| Return Air Opening | mm (Oval) | 2x400 (Oval) | | | | 350x918 (Flange) | 350x1118 (Flange) | |
| Outdoor Operating Range | Cool (°CDB) | -5 to 46 | | | | - 5 to 43 | | |
| | Heat (°CWB) | - 15 to 16 | | | | - 20 to 16 | | |
| EPA Sound Power Level | dBA | 69 | - | - | - | - | - | - |
| Outdoor Sound Level (H) @ 1m | Pressure dBA (C/H) | 53/55 | 54/56 | | 57/59 | 57/57 | | 60/60 |

Notes:
i. The Rated Capacity, Power Input and Running Current are measured in accordance with AS/NZS 3823.1.2
Cooling: Indoor temp: 27°CDB/19°CWB, Outdoor temp: 35°CDB/24°CWB
Heating: Indoor temp: 20°CDB/15°CWB, Outdoor temp: 7°CDB/6°CWB
ii. Indoor and outdoor sound levels are determined in an anechoic chamber and may differ once the unit is installed due to ambient conditions

PRODUCT SPECIFICATION

Standard Inverter - Single + Three Phase



| | | SINGLE PHASE | | | | | THREE PHASE | | |
|-------------------------------|--------------------|--------------------------------|---------------------------------|--------------|--------------|--------------|------------------------------|-------------------|---------------|
| INDOOR UNIT | | FDYQN71LBV1 | FDYQN100LBV1 | FDYQN125LAV1 | FDYQN140LBV1 | FDYQN160LAV1 | FDYQN180LBV1 | FDYQN200LBV1 | FDYQN250LBV1 |
| OUTDOOR UNIT | | RZQ71LV1 | RZQ100LV1 | RZQ125LV1 | RZQ140LV1 | RZQ160LV1 | RZQ180LY1 | RZQ200LY1 | RZQ250LY1 |
| Rated Capacity | Cool (kW) | 7.1 | 10.0 | 12.5 | 14.0 | 15.5 | 18.0 | 20.0 | 23.5 |
| | Heat (kW) | 7.5 | 12.5 | 15.0 | 16.5 | 18.0 | 20.0 | 22.4 | 26.8 |
| Capacity Range | Cool (kW) | 3.2-7.1 | 5.0-10.0 | 5.7-12.5 | 6.2-14.0 | 7.3-15.5 | 10.8-18.0 | 12.0-20.0 | 15.0-23.5 |
| | Heat (kW) | 3.5-7.5 | 5.1-12.5 | 6.0-15.0 | 6.2-16.5 | 7.3-18.0 | 12.0-20.0 | 13.4-22.4 | 16.8-26.8 |
| Power Input (Rated) | Cool (kW) | 2.25 | 3.12 | 4.14 | 4.65 | 4.97 | 5.88 | 6.44 | 7.85 |
| | Heat (kW) | 2.29 | 3.59 | 4.48 | 4.48 | 4.83 | 6.15 | 7.00 | 8.47 |
| E.E.R./C.O.P. | Cool/Heat | 3.15/3.27 | 3.21/3.48 | 3.02/3.35 | 3.01/3.68 | 3.12/3.73 | 3.06/3.25 | 3.11/3.20 | 2.99/3.16 |
| Airflow Rate (Rated) | l/s | 566 | 800 | 840 | 1000 | 1120 | 1180 | 1200 | 1400 |
| Indoor Sound Level (H) @ 1.5m | dBA | 41 | 44 | 45 | 48.5 | 50.5 | 45.5 | 44 | 49.5 |
| Piping Length | (m) | 50 | 75 | | | | 50 | | |
| Indoor Fan Speeds | | H/M/L | | | | | | | |
| Dimensions (HxWxD) | Indoor (mm) | 300x1090x863 | 360x1128x899 | 360x1498x899 | | | 500x1230x970 | 500x1430x970 | |
| | Outdoor (mm) | 770x900x320 | 990x940x320 | 1170x900x320 | 1430x940x320 | | 1680x930x765 | | |
| Weight | Indoor (kg) | 40 | 44 | 61 | 61 | 61 | 78 | 86 | 92 |
| | Outdoor (kg) | 64 | 75 | 98 | 108 | 108 | 192 | 192 | 193 |
| Power Supply | V/Hz | 1 Phase, 220-240V, 50Hz | | | | | 3 Phase, 415v, 50Hz | | |
| Compressor Type | | Hermetically Sealed Swing Type | Hermetically Sealed Scroll Type | | | | | | |
| Refrigerant Type | | R410A | | | | | | | |
| Pipe Sizes | Liquid (mm) | 9.5 (Flared) | | | | | 9.5 (Brazed) | | |
| | Gas (mm) | 15.9 (Flared) | | | | | 19.1 (Brazed) | | 22.2 (Brazed) |
| | Drain (mm) | ID 25 / OD 32 | | | | | BSP 3/4 inch Internal Thread | | |
| Supply Air Opening | mm (HxW, Flange) | 185x852 | 245x852 | 243x1152 | | | 376x827 | | 376x938 |
| Return Air Opening | mm (Oval) | 1x400 (Oval) | 2x400 (Oval) | | | | 350x918 (Flange) | 350x1118 (Flange) | |
| Outdoor Operating Range | Cool (°CDB) | -5 to 46 | | | | | -5 to 43 | | |
| | Heat (°CWB) | -15 to 16 | | | | | -20 to 16 | | |
| EPA Sound Power Level | dBA | 66 | 69 | - | - | - | - | - | - |
| Outdoor Sound Level (H) @ 1m | Pressure dBA (C/H) | 49/51 | 51/53 | | 54/56 | 57/59 | 57/57 | | 57/58 |

Notes:

i. The Rated Capacity, Power Input and Running Current are measured in accordance with AS/NZS 3823.1.2
Cooling: Indoor temp: 27°CDB/19°CWB, Outdoor temp: 35°CDB/24°CWB
Heating: Indoor temp: 20°CDB/15°CWB, Outdoor temp: 7°CDB/6°CWB

ii. Indoor and outdoor sound levels are determined in an anechoic chamber and may differ once the unit is installed due to ambient conditions

PRODUCT SPECIFICATION

FBQ - Single + Three Phase



| | | SINGLE PHASE | | | | THREE PHASE |
|-------------------------------|--------------------|--------------------------------|-----------|-------------|---------------------------------|-------------------------|
| INDOOR UNIT | | FBQ50EVE | FBQ60EVE | FBQ71EVE | FBQ100EVE | FBQ100EVE |
| OUTDOOR UNIT | | RZQS50AV1 | RZQS60AV1 | RZQS71AV1 | RZQS100AV1 | RZQS100AV1 |
| Rated Capacity | Cool (kW) | 5.0 | 5.8 | 7.1 | 10.0 | 10.0 |
| | Heat (kW) | 6.0 | 7.0 | 8.0 | 11.2 | 11.2 |
| Capacity Range | Cool (kW) | 3.2-5.6 | 3.2-6.0 | 3.2-8.0 | 5.0-11.2 | 5.0-11.2 |
| | Heat (kW) | 3.5-7.0 | 3.5-8.0 | 3.5-9.0 | 5.1-12.8 | 5.1-12.8 |
| Power Input (Rated) | Cool (kW) | 1.35 | 1.59 | 1.99 | 2.73 | 2.73 |
| | Heat (kW) | 1.43 | 1.83 | 1.98 | 2.82 | 2.82 |
| E.E.R./C.O.P. | Cool/Heat | 3.70/4.20 | 3.65/3.83 | 3.57/4.04 | 3.66/3.97 | 3.66/3.97 |
| Airflow Rate (Rated) | l/s | 300 | 300 | 383 | 533 | 533 |
| Indoor Sound Level (H) @ 1.5m | dBA | 35 | 35 | 38 | 38 | 38 |
| Piping Length | (m) | 50 | | | 75 | |
| Indoor Fan Speeds | | H/M/L | | | | |
| Dimensions (HxWxD) | Indoor (mm) | 245x1000x800 | | | 245x1400x800 | |
| | Outdoor (mm) | 770x900x320 | | 990x940x320 | 1430x940x320 | |
| Weight | Indoor (kg) | 37 | 37 | 37 | 47 | 47 |
| | Outdoor (kg) | 64 | 64 | 75 | 108 | 108 |
| Power Supply | V/Hz | 1 Phase, 220-240V, 50Hz | | | | 3 Phase, 380-415V, 50Hz |
| Compressor Type | | Hermetically Sealed Swing Type | | | Hermetically Sealed Scroll Type | |
| Refrigerant | | R410A | | | | |
| Pipe Sizes | Liquid (mm) | 9.5 (Flared) | | | | |
| | Gas (mm) | 15.9 (Flared) | | | | |
| | Drain (mm) | ID 25 / OD 32 | | | | |
| Supply Air Opening | mm (HxW, Flange) | 176x792 | | | 176x1192 | |
| Return Air Opening | mm (HxW, Flange) | 208x952 | | | 208x1352 | |
| Outdoor Operating Range | Cool (°CDB) | -5 to 46 | | | | |
| | Heat (°CWB) | - 15 to 16 | | | | |
| EPA Sound Power Level | dBA | 66 | 66 | 69 | 69 | 69 |
| Outdoor Sound Level (H) @ 1m | Pressure dBA (C/H) | 48/50 | | 50/52 | 53/55 | 53/55 |

Notes:

i. The Rated Capacity, Power Input and Running Current are measured in accordance with AS/NZS 3823.1.2
Cooling: Indoor temp: 27°CDB/19°CWB, Outdoor temp: 35°CDB/24°CWB
Heating: Indoor temp: 20°CDB/15°CWB, Outdoor temp: 7°CDB/6°CWB

ii. Indoor and outdoor sound levels are determined in an anechoic chamber and may differ once the unit is installed due to ambient conditions

PRODUCT SPECIFICATION

FDXS - Single Phase



| INDOOR UNIT | | FDXS25LVMA | | FDXS35LVMA | | FDXS50LVMA | | FDXS60LVMA | |
|-------------------------------|--------------------|--------------------------------|--|------------|--|---------------|--|-------------|--|
| OUTDOOR UNIT | | RXS25LBVMA | | RXS35LBVMA | | RXS50LBVMA | | RXS60LBVMA | |
| Rated Capacity | Cool (kW) | 2.4 | | 3.4 | | 5.0 | | 6.0 | |
| | Heat (kW) | 3.2 | | 4.0 | | 5.8 | | 7.0 | |
| Capacity Range | Cool (kW) | 1.3-3.0 | | 1.4-3.8 | | 2.3-5.3 | | 3.0-6.5 | |
| | Heat (kW) | 1.3-4.5 | | 1.4-5.0 | | 2.3-6.0 | | 3.0-8.0 | |
| Power Input (Rated) | Cool (kW) | 0.69 | | 1.03 | | 1.5 | | 1.91 | |
| | Heat (kW) | 0.91 | | 1.14 | | 1.72 | | 2.17 | |
| E.E.R/C.O.P | C/H | 3.48/3.52 | | 3.30/3.51 | | 3.33/3.37 | | 3.14/3.23 | |
| Airflow Rate (Rated) | l/s | 158 | | 200 | | 266 | | 266 | |
| Indoor Sound Level (H) @ 1.5m | dBA | 35 | | 37 | | 38 | | 38 | |
| Piping Length | m | 20 | | | | 30 | | | |
| Indoor Fan Speeds | | 5 Steps, Quiet and Automatic | | | | | | | |
| Dimensions (HxWxD) | Indoor (mm) | 200x900x620 | | | | 200x1100x620 | | | |
| | Outdoor (mm) | 550x765x285 | | | | 770x900x320 | | 990x940x320 | |
| Weight | Indoor (kg) | 25 | | 27 | | 30 | | 30 | |
| | Outdoor (kg) | 34 | | 34 | | 71 | | 80 | |
| Power Supply | V/Hz | 1 Phase 220-240V, 50Hz | | | | | | | |
| Compressor Type | | Hermetically Sealed Swing Type | | | | | | | |
| Refrigerant | | R410A | | | | | | | |
| Pipe Sizes | Liquid (mm) | 6.4 (Flared) | | | | 9.5 (Flared) | | | |
| | Gas (mm) | 9.5 (Flared) | | | | 15.9 (Flared) | | | |
| | Drain (mm) | ID 20 / OD 26 | | | | | | | |
| Supply Air Opening | mm (HxW, Flange) | 153x860 | | | | 153x1060 | | | |
| Return Air Opening | mm (HxW, Flange) | 160x780 | | | | 160x980 | | | |
| Outdoor Operating Range | Cool (CDB) | 10 to 46 | | | | | | | |
| | Heat (CWB) | -15 to 18 | | | | | | | |
| EPA Sound Power Level | dBA | 62 | | 63 | | 65 | | 68 | |
| Outdoor Sound Level (H) @ 1m | Pressure dBA (C/H) | 47/48 | | 49/49 | | 50/51 | | 52/54 | |

Notes:
i. The Rated Capacity, Power Input and Running Current are measured in accordance with AS/NZS 3823.1.2
Cooling: Indoor temp: 27°CDB/19°CWVB, Outdoor temp: 35°CDB/24°CWB
Heating: Indoor temp: 20°CDB/15°CWVB, Outdoor temp: 7°CDB/6°CWB
ii. Indoor and outdoor sound levels are determined in an anechoic chamber and may differ once the unit is installed due to ambient conditions

FEATURES AND BENEFITS

ENERGY EFFICIENCY

INVERTER OPERATION

An inverter system works like the accelerator of a car, gently increasing or decreasing power to steadily maintain your optimum temperature without fluctuations. That means uninterrupted comfort and significant savings on running costs. Daikin premium inverters can also reach your desired temperature faster than conventional air conditioners.

AUTOMATIC MODE CHANGEOVER

Automatically selects heating or cooling modes to suit thermostat settings and prevailing room temperature.

PREDICTED MEAN VOTE (PMV) CONTROL

Measures indoor and outdoor temperatures to calculate the ideal room temperature, gently adjusting it for the optimum balance between efficiency and comfort.

TEMPERATURE LIMIT OPERATIONS

Lets you pre-define temperature range for cooling or heating, to reduce energy consumption.

HOME LEAVE

Ideal for cold climates, when activated, home leave turns your air conditioner on automatically when room temperatures drop below 10°C, keeping your home at or above 10°C so it never gets really cold.

AUTOMATIC FUNCTIONS

AUTO RESTART AFTER POWER FAILURE

The air conditioner memorises the settings for mode, airflow, temperature etc. and automatically returns to them when power is restored after a power failure.

SELF DIAGNOSTICS WITH DIGITAL DISPLAY

Malfunction codes are displayed on your control panel for fast, easy fault diagnosis and maintenance.

ANTI-CORROSION COATING

An anti-corrosion coating on outdoor heat exchangers gives greater resistance to salt damage and atmospheric corrosion.

COMPACT DESIGN

The compact design of Daikin ducted indoor units allows them to be installed in confined areas, and they can also be dismantled for easier installation in tight roof spaces.

COMFORT CONTROL

NIGHT QUIET MODE

Outdoor unit noise is automatically reduced by 3 dB when outdoor temperatures fall more than 6°C from the day’s maximum (set during installation).

PROGRAM DRY MODE

In this mode, priority is given to reducing the level of humidity in the room rather than room temperature.

INTELLIGENT DEFROST

During heating operation in low ambient temperature conditions, frost can form on the outdoor unit heat exchanger which can reduce your air conditioner’s performance. Daikin’s intelligent defrost system constantly monitors a range of system parameters and temperatures to determine the optimum time to commence a defrost operation for maximum performance in cold conditions.

HOT START

Prior to heating, the indoor unit warms to a pre-set temperature before the fan switches on, ensuring only warm air is discharged and eliminating cold drafts.

QUICK COOL / HEAT – POWERFUL MODE

This feature temporarily increases power to more rapidly reach your desired room temperature, before automatically returning to normal operation.

TIMER CONTROL

24 HOUR ON/OFF TIMER

This timer can be pre-set to start and stop at any time within a 24 hour period.

NIGHT SET MODE

A timer off circuit gradually adjusts pre-set cooling and heating levels, preventing sudden temperature changes during the night and improving economy.

SEVEN DAYTIME CLOCK

This allows you to program your air conditioner to turn on or off at set times for every day of the week.

* Not all features available on all models – Please refer to checklist on page 22

FEATURES
CHECKLIST

| | PREMIUM INVERTER (1 PHASE) | PREMIUM INVERTER (3 PHASE) | PREMIUM INVERTER SLIM-LINE (1 PHASE) | INVERTER BULKHEAD (1 PHASE) | STANDARD INVERTER (1 PHASE) | STANDARD INVERTER (3 PHASE) |
|---|--|---|---|--|---|--|
| | FDYQ50DV1 FDYQ60DV1 FDYQ71LAV1 FDYQ100LAV1 FDYQ125LAV1 FDYQ140LBV1 FDYQ160LAV1 | FDYQ100LAV1 FDYQ125LAV1 FDYQ140LBV1 FDYQ160LAV1 FDYQ180LBV1 FDYQ200LBV1 FDYQ250LAV1 | FBQ50EVE FBQ60EVE FBQ71EVE FBQ100EVE (3 phase) FBQ100EVE | FDXS25LVMA FDXS35LVMA FDXS50LVMA FDXS60LVMA | FDYQN71LBV1 FDYQN100LBV1 FDYQN125LAV1 FDYQN140LBV1 FDYQN160LAV1 | FDYQN180LBV1 FDYQN200LBV1 FDYQN250LBV1 |
| Inverter Operation | ✓ | ✓ | ✓ | ✓ | ✓ | ✓ |
| DC Indoor Fan Motor | ✓ | ✓ | ✓ | ✓ | ✓ | ✓ |
| Swing Compressor | ✓* | | ✓* | ✓ | ✓* | |
| Scroll Compressor | ✓ | ✓ | ✓ | | ✓ | ✓ |
| High Efficiency (HI-X) Indoor Heat Exchanger Coil | ✓ | ✓ | ✓ | ✓ | ✓ | ✓ |
| Automatic Mode Changeover | ✓ | ✓ | ✓ | ✓ | ✓ | ✓ |
| P.M.V. Control | ✓ | ✓ | ✓ | | ✓ | ✓ |
| Temperature Limit Operations [#] | ✓ | ✓ | ✓ | | ✓ | ✓ |
| Home Leave [#] | ✓ | ✓ | ✓ | | ✓ | ✓ |
| Auto Restart After Power Failure | ✓ | ✓ | ✓ | ✓ | ✓ | ✓ |
| Self Diagnostics | ✓ | ✓ | ✓ | ✓ | ✓ | ✓ |
| Anti-Corrosion Coating for Outdoor Heat Exchanger | ✓ | ✓ | ✓ | ✓ | ✓ | ✓ |
| Indoor Unit Designed and Built in Australia | ✓ | ✓ | | | ✓ | ✓ |
| Long Piping Length | ✓ | ✓ | ✓ | | ✓ | ✓ |
| High Strength Galvanized Steel Casing | ✓ | ✓ | ✓ | ✓ | ✓ | ✓ |
| Night Quiet Mode | ✓ [○] | ✓ | ✓ | | ✓ | ✓ |
| Low Noise Operation | ✓ | ✓ | ✓ | | ✓ | ✓ |
| Program Dry Mode | ✓ | ✓ | ✓ | ✓ | ✓ | ✓ |
| Intelligent Defrost | ✓ | ✓ | ✓ | ✓ | ✓ | ✓ |
| Hot Start | ✓ | ✓ | ✓ | ✓ | ✓ | ✓ |
| Quick Cool / Heat – Powerful Mode | ✓ | ✓ | ✓ | ✓ | ✓ | ✓ |
| Automatic Fan Speed | | | | ✓ | | |
| Automatic Airflow Adjustment | ✓ ⁺ | | ✓ | | ✓ ⁺ | |
| Indoor Fan Cycles with Compressor Δ | ✓ | ✓ | ✓ | | ✓ | ✓ |
| 24 Hour On/Off Timer | ✓ | ✓ | ✓ | ✓ | ✓ | ✓ |
| Night Set Mode | | | | ✓ | | |
| Seven Day Time Clock | ✓ | ✓ | ✓ | | ✓ | ✓ |
| Electronic Control System | ✓ | ✓ | ✓ | ✓ | ✓ | ✓ |
| Remote Operation ^x | ✓ | ✓ | ✓ | | ✓ | ✓ |

* FDYQ50-60DV1, FDYQ71LAV1, FDYQN71LAV1 and FBQ50-71EVE only – all others are scroll-type
Δ Can be set up by installer during installation
○ Not available for FDYQ50-60DV1
Not available on Zone Controller
+ Available on FDYQ50-60DV1 & FDYQN71-100LBV1 only
x Additional BRP15A61 required

Night Quiet and Night Set modes may reduce capacity
Low noise operation requires optional P.C.B.



The specifications, designs and information in this brochure are subject to change without notice. Unit colours shown are as close as possible to actual unit colours. Colours depicted in this brochure may vary slightly.

ASSUMPTIONS

All representations made in Daikin marketing and promotional material are based on the assumptions that the correct equipment has been selected, appropriately sized and installed in accordance with Daikin's installation instructions and standard industry practices.

QUALITY CERTIFICATIONS

Daikin Industries Limited was the first air conditioning equipment manufacturer in Japan to receive ISO 9001 certification. All Daikin manufacturing facilities have been certified to ISO 9001 Quality Management System requirements. ISO 9001 is a certificate for quality assurance concerning 'design, development, manufacturing, installation and related service' of products manufactured at that factory.

ENVIRONMENTAL CERTIFICATIONS

Daikin Industries Limited has received ISO 14001 Environmental Certification for the Daikin production facilities listed below. ISO 14001 is an international standard specifying requirement for an environmental management system, enabling an organisation to formulate policy and objectives, taking into account legislative requirements and information about significant environmental impacts. It applies to those environmental aspects within the organisation's control and over which it can be expected to have an influence.

The certification relates only to the environmental management system and does not constitute any endorsement of the products shipped from the facility by the International Organisation for Standardisation.

Head Office /Tokyo Office
Shiga Plant (Japan)
Sakai Plant (Japan)
Daikin Industries Ltd (Thailand)
Yodogawa Plant (Japan)
Daikin Australia Pty. Ltd.

Certificate number: EC02J0355
Certificate number: EC99J2044
Certificate number: JOA-E-80009
Certificate number: JOA-E-90108
Certificate number: EC99J2057
Certificate number: CEM20437

Daikin Australia Pty Limited (ISO 9001)

QEC 23256 May 12, 2006
Sydney, Brisbane, Adelaide,
Melbourne, Newcastle,
Townsville, Perth, Auckland



Daikin Australia Pty Limited (ISO 14001)

CEM 20437 October 27, 2006
Sydney, Brisbane, Adelaide,
Melbourne, Perth



Residential Air Conditioning Manufacturing Div (ISO 9001)

JQA-0486 May 2, 1994 (Shiga Plant)

Commercial Air Conditioning and Refrigeration Manufacturing Div (ISO 9001)

JMI0107 December 28, 1992
(Kanaoka Factory and Rinkai
Factory at Sakai Plant)

Industrial System and Chiller Products Manufacturing Div (ISO 9001)

JQA-0495 May 16, 1994
(Yodogawa Plant and Kanaoka
Factory and Kishiwada Factory)

Daikin Europe N.V (ISO 9001)

Lloyd 928589.1 June 2, 1993

Daikin Industries (Thailand) Ltd
JQA-1452 September 13, 2002
(ISO 9001)



DEALER

For all sales enquires email:
sales@daikin.com.au

For customer service or technical support:
1300 368 300

daikin.com.au